



**BOYS & GIRLS CLUB  
OF THE OZARKS**

# **BGCO TO GO**

**A DAY OF BGCO**

**AT HOME**

**10-12 Years Old**

**Monday**

Hey kids! Mr. James here,

It sure has been a weird week without you guys here. Not gonna lie, but I had almost forgotten that we were shut down on Monday because I made my way up to the front to wait for your bright and shiny faces to get here. However, during this time without you, I've been able to do a lot of cool stuff! I will list them below:

1. Ate an entire pizza by myself
2. Got up before 9 A.M
3. I swept my kitchen floors
4. Decided to stay healthy by eating one vegetable a week

So yeah, That's about it. In all honesty you're way more fun to be around, so I miss you dearly and can't wait to see you again.

Also, while you're at home make sure to check out our sweet YouTube page **BGCO At Home**. We hope to bring some light into your day. I'm gonna go eat another pizza now.

Love,

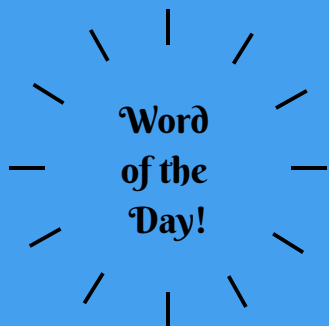
Mr. James 😊





**BOYS & GIRLS CLUB  
OF THE OZARKS**

# BGCO at Home DAILY SCHEDULE:



Word  
of the  
Day!

*Action*

## FUN FACT OF THE DAY!

Smiles are  
contagious.

**DATE: 04/06/2020  
AGE GROUP: 10-12**

**POWER  
HOUR**

**3:00PM  
-  
4:00PM**

Trip to  
Mars

**quote** ”  
of the day!

Never forget who  
you are.  
-Mufasa from  
Lion King

## SAFETY TOPIC OF THE DAY

Always hold  
scissors  
pointing down  
when walking.

**ULTIMATE  
JOURNEY**

**4:00PM  
-  
5:00PM**

Ecosystems

**FINE  
ART**

**5:00PM  
-  
6:00PM**

Written  
Art



## CHALLENGE of the day



**Rap a Dr. Seuss Book**

Please make sure to check out our  
YouTube Channel: BGCO At Home,  
where you can find some FUN, and exciting  
activities or have a laugh!

Also, follow us on Facebook for activities and  
updates on what is happening at  
Boys & Girls Club of the Ozarks.

# #whateverittakes




**BOYS & GIRLS CLUB  
OF THE OZARKS**

Monday

4/6/2020

10-12 years

old



Today The Boys & Girls Club wants you to go on a trip to the planet Mars!

Go to this website and take a tour of Mars and learn about some of the interesting things happening there now!

<https://accessmars.withgoogle.com/>

What did you find exciting about looking around Mars?

What did you learn that you didn't know already?

If you could live on any different planet, which planet would you want to live on and why?



## Ecosystems

Today you are going to discover how you can become environmental heroes.



What do you need to live? Think about some of these things and write them down:

- -
- -
- -

- -
- -

*Some possible answers: Clean air, clean water, energy, food, shelter, clothing and places for outdoor activities.*

Together the items below represent the ecosystem services that we get from nature every day, such as clean water and air. These ecosystem services are the services, or benefits, that are provided to us by nature.

Item	Represented Ecosystem Service
Glass of water	Clean water.
Plate of food	All food comes from our environment.
Piece of wood, copper wire, stone, nail	Items we use to build houses come from nature.
Pin wheel	Wind energy, a renewable resource.
Potted plant	Plants give off oxygen we need to breathe during photosynthesis.
Coffee filter, muddy water, jar	Soil clears water by filtering out pollutants. Demonstrate by pouring muddy water through a coffee filter into a jar.
Picture of a forest	Habitat for plants, animals and humans.
Picture of beautiful scenery	Parks and natural places important for relaxation and recreation.
Picture of a honeybee	Pollinators provide an ecosystem service, essential for pollinating crops and for food production.
Soil in a pot	Represents healthy soil needed to grow plants and food.
Empty bottle or jar with a top	Trees and other plants help provide clean air by absorbing carbon dioxide and releasing oxygen. Trees also absorb air pollutants. A single tree can absorb 10 pounds of air pollutants a year and produce nearly 260 pounds of oxygen - enough to support two people!

Our environment is a hero every day by providing the resources we need to survive.

You can be environmental heroes by doing simple things to help the environment, such as turning off lights when no one is in the room.



Brainstorm 10 things you can do to help the earth.

1. –
2. –
3. –
4. –
5. –
6. –
7. –
8. –
9. –
10. –

**Following are possible ideas:**

- Taking your own bags to the grocery store
- Turning off lights
- Recycling
- Using reusable water bottles and lunch bags
- Turning off water faucets when not in use
- Using natural light from windows to light a room
- Unplugging devices that draw electricity even when they are not in use, such as phone chargers and TVs
- Using both sides of paper
- Saving scrap paper for notes and crafts
- Planting trees to absorb air pollutants
- Properly disposing of used batteries and electronics at hazardous waste collection sites
- Holding a park or stream clean-up day

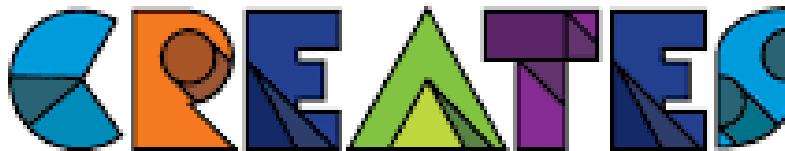
These are some actions you should adopt every day.

**Activity:**

Design a poster or advertisement about why people should adopt some of the actions written above



BOYS & GIRLS CLUBS  
OF AMERICA



Today we are going to do written art!!

The first thing we need to do is pick out something that you would like to draw. It could be your favorite person, favorite animal, or it could anything you want! Be creative and make it your own!!

After you figure out what you want to draw, the next step is to pick some words that describe your object you would like to draw. You need three to four words for your picture.

Here is an example of what you could do!

You can use different colors to make it however you want! Remember to be creative and that there is no such thing as mistakes!

Be creative and have fun!!

Send what you made to

[pstewart@bgcozark.org](mailto:pstewart@bgcozark.org)

